



NEGRES6 278 RM . NEGRES6 120 RM . STA VP6 278 LP

THE ROCK 8





SOAPST6 278 RM . SOAPST6 120 RM





IN: ARDES16 278 RM . ARDES16 120 RM

OUT: ARDES1 90 AS RM





TRARGE6 12 RM . TRARGE 12 RM



THE ROCK 28



TRARGE6 DK12 RM





TRARGE 90 AS RM

THE ROCK 30





BORVEN6 278 RM . BORVEN6 120 RM





DORSET6 278 RM . DORSET6 120 RM



THE ROCK 52



DORSET6 DK12 RM



IN: DORSET6 278 RM . DORSET 90 RM

OUT: DORSET 90 AS RM







PIASEN6 278 RM . PIASEN6 120 RM





IN: PIASEN6 278 RM . PIASEN6 120 RM

OUT: PIASEN 90 AS RM . PIASEN L 90 AS





BREIMP 90 RM . BREIMP6 278 RM

THE ROCK 70





BREIMP6 278 RM . ELXR6 2015NO RM



BREIMP6 DK12 RM


THE ROCK 76




COLOR BODY PORCELAIN TILE / GRES PORCELLANATO COLORATO IN MASSA  
 CONFORME / ACCORDING TO  
 UNI EN 14411 - G B1a



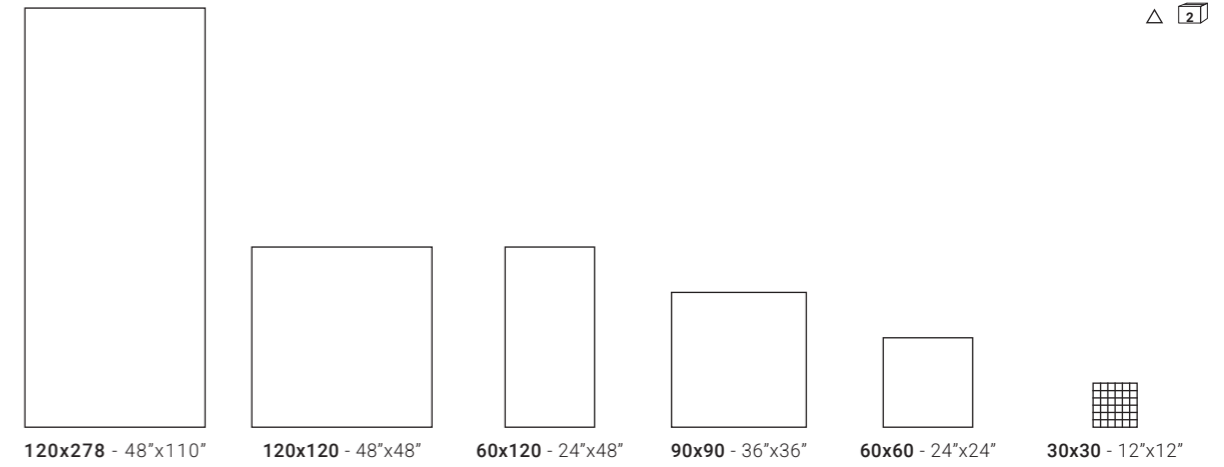
# NEGRESCO



5 different graphics / 5 grafiche differenti



NEGRES6 DK12 RM  
 60x120 - 24"x48"  
 △ □



6.5	N	○	NEGRES6 278 RM	NEGRES6 120 RM	NEGRES6 12 RM	NEGRES6 60 RM	MK.NEGRES6 30
10	N	○			NEGRES 12 RM	NEGRES 90 RM	NEGRES 60 RM
10	N	○			NEGRES R12 RM		NEGRES R60 RM
20	N	○					NEGRES 90 AS RM

COLOR BODY PORCELAIN TILE / GRES PORCELLANATO COLORATO IN MASSA  
 CONFORME / ACCORDING TO  
 UNI EN 14411 - G BIa




## SOAPSTONE



4 different graphics / 4 grafiche differenti



SOAPST6 DK12 RM  
 60x120 - 24"x48"  
 △ 2



120x278 - 48"x110"



120x120 - 48"x48"



60x120 - 24"x48"



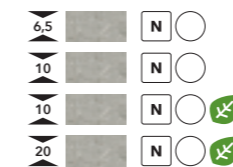
90x90 - 36"x36"



60x60 - 24"x24"



30x30 - 12"x12"



6.5	SOAPST6 278 RM	SOAPST6 120 RM	SOAPST6 12 RM	SOAPST6 60 RM	MK.SOAPST6 30
10			SOAPST 12 RM	SOAPST 90 RM	SOAPST 60 RM
10			SOAPST R12 RM		SOAPST R60 RM
20			SOAPST 90 AS RM		

COLOR BODY PORCELAIN TILE / GRES PORCELLANATO COLORATO IN MASSA  
 CONFORME / ACCORDING TO  
 UNI EN 14411 - G BIa



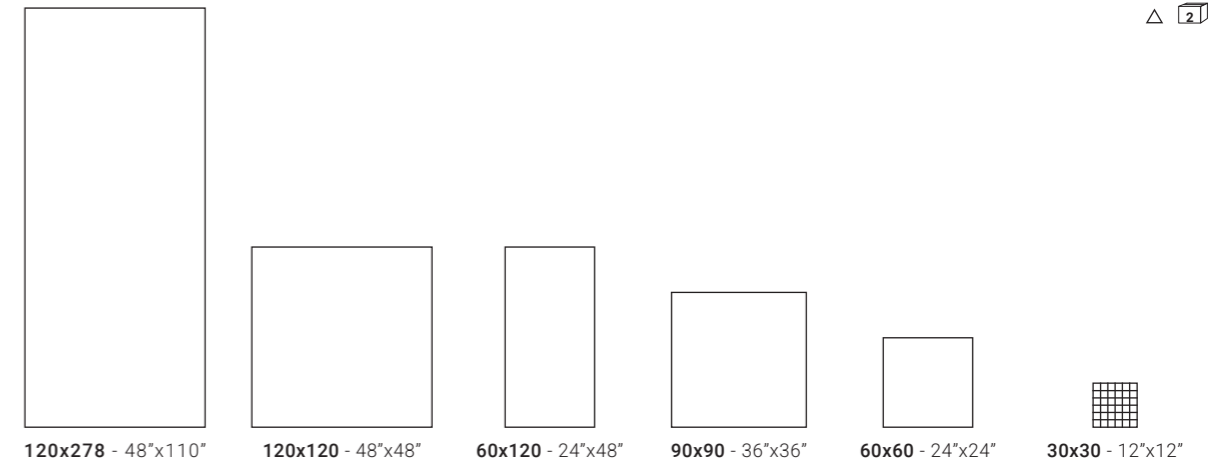
# ARDESIA



4 different graphics / 4 grafiche differenti



ARDESIA DK12 RM  
 60x120 - 24"x48"  
 △ □



6.5		N	○	ARDESIA 278 RM	ARDESIA 120 RM	ARDESIA 12 RM	ARDESIA 60 RM	MK.ARDESIA 30
10		N	○			ARDESIA 12 RM	ARDESIA 90 RM	ARDESIA 60 RM
10		N	○			ARDESIA R12 RM	ARDESIA R60 RM	
20		N	○			ARDESIA 90 AS RM		

COLOR BODY PORCELAIN TILE / GRES PORCELLANATO COLORATO IN MASSA  
 CONFORME / ACCORDING TO  
 UNI EN 14411 - G BIa



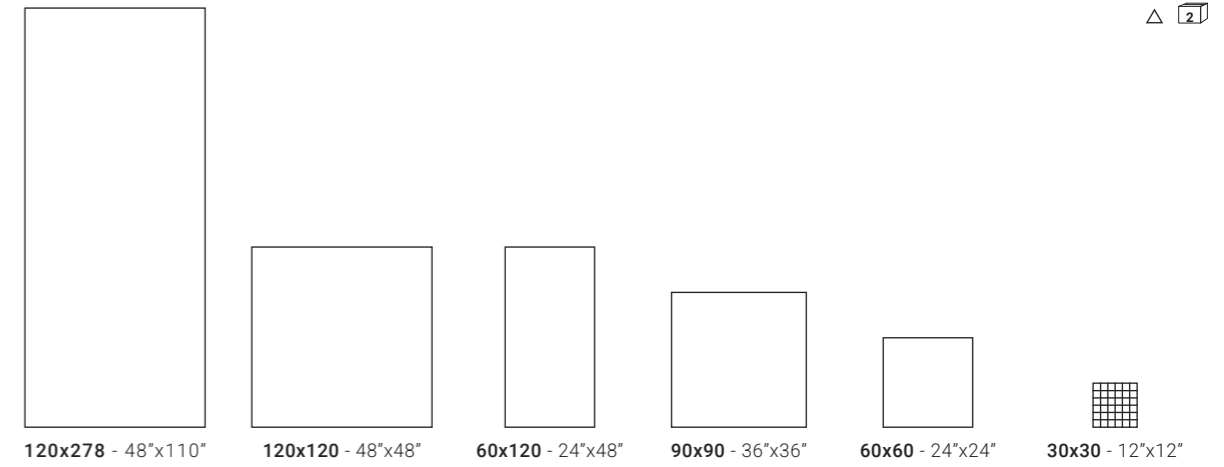
# TRAVERTINO ARGENTUM



5 different graphics / 5 grafiche differenti



TRARGE6 DK12 RM  
 60x120 - 24"x48"  
 △ □



6.5		N	○	TRARGE6 278 RM	TRARGE6 120 RM	TRARGE6 12 RM	TRARGE6 60 RM	MK. TRARGE6 30
10		N	○			TRARGE 12 RM	TRARGE 90 RM	TRARGE 60 RM
10		N	○			TRARGE R12 RM	TRARGE R60 RM	
20		N	○	TRARGE 90 AS RM				

COLOR BODY PORCELAIN TILE / GRES PORCELLANATO COLORATO IN MASSA  
 CONFORME / ACCORDING TO  
 UNI EN 14411 - G BIa




## BORGOGNA VENATA



4 different graphics / 4 grafiche differenti



**BORVEN6 DK12 RM**  
 60x120 - 24"x48"  
 △ □



120x278 - 48"x110"



120x120 - 48"x48"



60x120 - 24"x48"



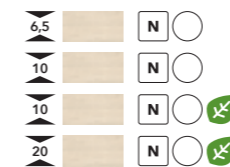
90x90 - 36"x36"



60x60 - 24"x24"



30x30 - 12"x12"



6.5	N	O	BORVEN6 278 RM	BORVEN6 120 RM	BORVEN6 12 RM	BORVEN6 60 RM	MK.BORVEN6 30
10	N	O			BORVEN 12 RM	BORVEN 90 RM	BORVEN 60 RM
10	N	O			BORVEN R12 RM		BORVEN R60 RM
20	N	O					BORVEN 90 AS RM



COLOR BODY PORCELAIN TILE / GRES PORCELLANATO COLORATO IN MASSA  
 CONFORME / ACCORDING TO  
 UNI EN 14411 - G BIa



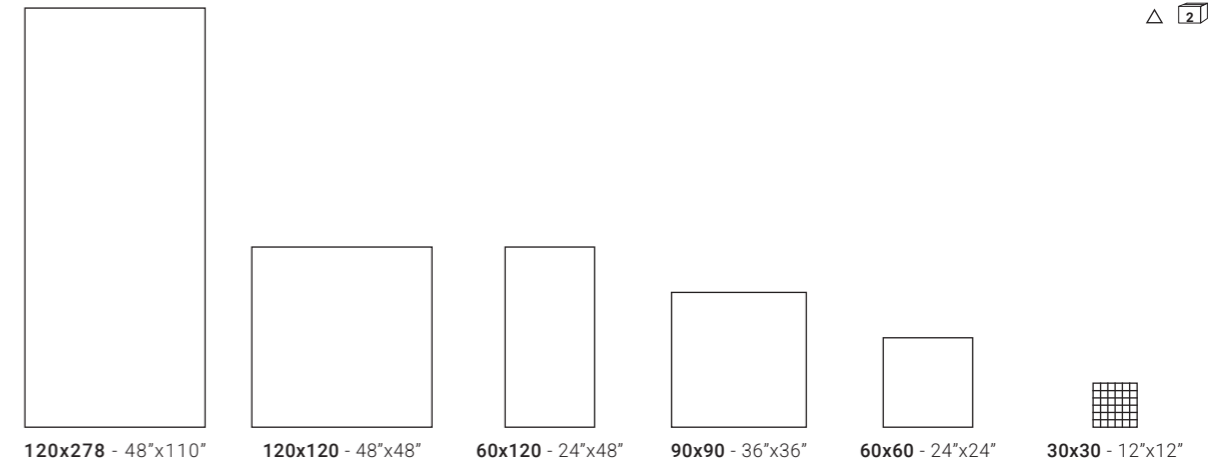
## MACAUBAS



5 different graphics / 5 grafiche differenti



MACAUB6 DK12 RM  
 60x120 - 24"x48"  
 △ 2



120x278 - 48"x110"    120x120 - 48"x48"    60x120 - 24"x48"    90x90 - 36"x36"    60x60 - 24"x24"    30x30 - 12"x12"

6,5		N	○	MACAUB6 278 RM	MACAUB6 120 RM	MACAUB6 12 RM	MACAUB6 60 RM	MK.MACAUB6 30
10		N	○			MACAUB 12 RM	MACAUB 90 RM	MACAUB 60 RM
10		N	○			MACAUB R12 RM	MACAUB R60 RM	
20		N	○			MACAUB 90 AS RM		


COLOR BODY PORCELAIN TILE / GRES PORCELLANATO COLORATO IN MASSA  
 CONFORME / ACCORDING TO  
 UNI EN 14411 - G BIa




# DORSET



5 different graphics / 5 grafiche differenti



**DORSET6 DK12 RM**  
 60x120 - 24"x48"  
 △ □



120x278 - 48"x110"



120x120 - 48"x48"



60x120 - 24"x48"



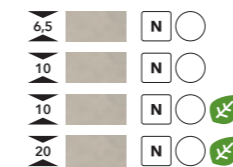
90x90 - 36"x36"



60x60 - 24"x24"



30x30 - 12"x12"



DORSET6 278 RM	DORSET6 120 RM	DORSET6 12 RM	DORSET6 60 RM	MK.DORSET6 30
		DORSET 12 RM	DORSET 90 RM	DORSET 60 RM
		DORSET R12 RM	DORSET R60 RM	
		DORSET 90 AS RM		

COLOR BODY PORCELAIN TILE / GRES PORCELLANATO COLORATO IN MASSA  
 CONFORME / ACCORDING TO  
 UNI EN 14411 - G BIa




# PIASENTINA



4 different graphics / 4 grafiche differenti



PIASENTINA DK12 RM  
 60x120 - 24"x48"  
 △ 2



120x278 - 48"x110"



120x120 - 48"x48"



60x120 - 24"x48"



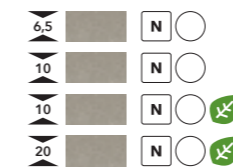
90x90 - 36"x36"



60x60 - 24"x24"



30x30 - 12"x12"




PIASENTINA 278 RM	PIASENTINA 120 RM	PIASENTINA 12 RM	PIASENTINA 60 RM	MK.PIASENTINA 30
		PIASENTINA 12 RM	PIASENTINA 90 RM	PIASENTINA 60 RM
		PIASENTINA R12 RM	PIASENTINA R60 RM	
		PIASENTINA 90 AS RM		



COLOR BODY PORCELAIN TILE / GRES PORCELLANATO COLORATO IN MASSA  
 CONFORME / ACCORDING TO  
 UNI EN 14411 - G Bla



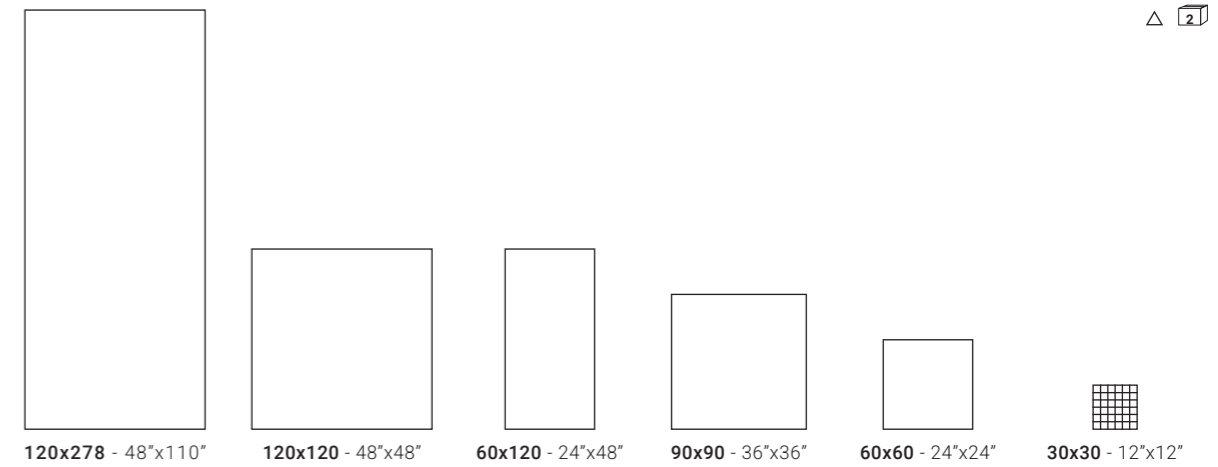
## BRECCIA IMPERIALE



4 different graphics / 4 grafiche differenti



BREIMP6 DK12 RM  
 60x120 - 24"x48"  
 △ □



6.5	■	N	○	BREIMP6 278 RM	BREIMP6 120 RM	BREIMP6 12 RM	BREIMP6 60 RM	MK.BREIMP6 30
10	■	N	○			BREIMP 12 RM	BREIMP 90 RM	BREIMP 60 RM
10	■	N	○			BREIMP R12 RM	BREIMP R60 RM	
20	■	N	○			BREIMP 90 AS RM		

COLOR BODY PORCELAIN TILE / GRES PORCELLANATO COLORATO IN MASSA  
 CONFORME / ACCORDING TO  
 UNI EN 14411 - G BIa



I pezzi speciali ed i fondi possono presentare leggere differenze di tonalità fra di loro. / Special pieces and backgrounds can have slightly different shades from one another.

Il bordo può mostrare una piccola diversità cromatica fra la superficie ed il corpo del pezzo ceramico. / There can be a slight colour difference on the edge between the surface and the main ceramic piece.

PEZZI SPECIALI / SPECIAL PIECES

6,5	6x120-2.4*x48" △ 8	6x60-2.4*x24" △ 10	10	6x90-2.4*x36" △ 7	120x32,5-48*x12.8" △ 2
NEGRES	NEGRES6 BT120	NEGRES6 BT60	NEGRES	NEGRES BT90	NEGRES G120
SOAPST	SOAPST6 BT120	SOAPST6 BT60	SOAPST	SOAPST BT90	SOAPST G120
ARDESI	ARDESI6 BT120	ARDESI6 BT60	ARDESI	ARDESI BT90	ARDESI G120
TRARGE	TRARGE6 BT120	TRARGE6 BT60	TRARGE	TRARGE BT90	TRARGE G120
BORVEN	BORVEN6 BT120	BORVEN6 BT60	BORVEN	BORVEN BT90	BORVEN G120
MACAUB	MACAUB6 BT120	MACAUB6 BT60	MACAUB	MACAUB BT90	MACAUB G120
DORSET	DORSET6 BT120	DORSET6 BT60	DORSET	DORSET BT90	DORSET G120
PIASEN	PIASEN6 BT120	PIASEN6 BT60	PIASEN	PIASEN BT90	PIASEN G120
BREIMP	BREIMP6 BT120	BREIMP6 BT60	BREIMP	BREIMP BT90	BREIMP G120

PEZZI SPECIALI / SPECIAL PIECES

20	SQUARE BORDER costa lucida SQUARE BORDER polished edge 90x90-36*x36" △ 1	ELEMENTO A ELLE L-SHAPED 30x90x5-12*x36*x2" △ 2
NEGRES	NEGRES SB90 AS	NEGRES L 90 AS
SOAPST	SOAPST SB90 AS	SOAPST L 90 AS
ARDESI	ARDESI SB90 AS	ARDESI L 90 AS
TRARGE	TRARGE SB90 AS	TRARGE L 90 AS
BORVEN	BORVEN SB90 AS	BORVEN L 90 AS
MACAUB	MACAUB SB90 AS	MACAUB L 90 AS
DORSET	DORSET SB90 AS	DORSET L 90 AS
PIASEN	PIASEN SB90 AS	PIASEN L 90 AS
BREIMP	BREIMP SB90 AS	BREIMP L 90 AS

IMBALLI / PACKAGING

FORMATO NOMINALE NOMINAL SIZE	BORDO EDGE	SPESSORE THICKNESS	SCATOLA / BOX			PALLET		
			PZ/BOX PCS/BOX	MQ/BOX SM/BOX	KG/BOX KG/BOX	BOX/PALLET BOXES/PALLET	MQ/PALLET SM/PALLET	KG/PALLET KG/PALLET
120x278-48"x110"	RECTIFIED	6,5	1	3,336	54,53	20	66,72	1194,60
120x120-48"x48"	RECTIFIED	6,5	2	2,88	44,90	30	86,40	1367,00
60x120-24"x48"	RECTIFIED	10	2	1,44	33,90	30	43,20	1039,00
60x120-24"x48"	RECTIFIED	6,5	4	2,88	46,15	16	46,08	758,40
90x90-36"x36"	RECTIFIED	10	2	1,62	37,00	22	35,64	841,00
60x60-24"x24"	RECTIFIED	10	3	1,08	24,05	40	43,20	978,00
60x60-24"x24"	RECTIFIED	6,5	5	1,80	27,75	32	57,60	908,00
30x30-12"x12" MOSAIC	MOSAIC	6,5	6	0,54	7,47	72	38,88	554,20

IMBALLI / PACKAGING

FORMATO NOMINALE NOMINAL SIZE	BORDO EDGE	SPESSORE THICKNESS	SCATOLA / BOX			PALLET		
			PZ/BOX PCS/BOX	MQ/BOX SM/BOX	KG/BOX KG/BOX	BOX/PALLET BOXES/PALLET	MQ/PALLET SM/PALLET	KG/PALLET KG/PALLET
90x90-36"x36"	RECTIFIED	20	1	0,81	36,65	30	24,30	1119,50

CARATTERISTICHE TECNICHE SPECIFICHE / TECHNICAL FEATURES SPECIFICATIONS

	DIN EN 16165 Annex B (DIN 51130) (R)	DIN EN 16165 Annex A (DIN 51097) (A+B+C)	BCR REP. CEC 6/81		DM 14/6/89 N. 236		PENDULUM TEST BS (INGLESE)	PENDULUM TEST AS/NZS 4856:2004 (AUSTRALIANO)	PENDULUM TEST UNE ENV 12633:2003 (SPAGNOLO)	BOT 3000 (DCOF)
			G.A.	G.B.	C.A.	G.B.				
THE ROCK	R10	A+B	>0.4	>0.4	>0.4	>0.4	>25	>25	1	>0,42
THE ROCK	R11	B+C	>0.4	>0.4	>0.4	>0.4	>36	>45	3	>0,42











CARATTERISTICHE TECNICHE SPECIFICHE / TECHNICAL FEATURES SPECIFICATIONS

	DIN EN 16165 Annex B (DIN 51130) (R)	DIN EN 16165 Annex A (DIN 51097) (A+B+C)	BCR REP. CEC 6/81		DM 14/6/89 N. 236		PENDULUM TEST BS (INGLESE)	PENDULUM TEST AS/NZS 4856:2004 (AUSTRALIANO)	PENDULUM TEST UNE ENV 12633:2003 (SPAGNOLO)	BOT 3000 (DCOF)
			G.A.	G.B.	C.A.	G.B.				
THE ROCK AS	R11	B+C	>0.4	>0.4	>0.4	>0.4	>36	>45	3	>0,42

# Caratteristiche Tecniche Gres Porcellanato

## Technical Specifications Porcelain Stoneware

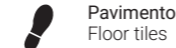
CONFORME / ACCORDING TO  
UNI EN 14411 - G B1a

CARATTERISTICA Specification	METODO DI PROVA Test methods	REQUISITI PREVISTI DALLA NORMA Requirements in accordance to the standards	VALORE MEDIO Average value
 <b>DIMENSIONI E ASPETTO</b> DIMENSIONS AND APPEARANCE	ISO 10545-2	PROSPETTO G.1 PROSPECT G.1	CONFORME COMPLIANT
 <b>ASSORBIMENTO D'ACQUA</b> WATER ABSORPTION	ISO 10545-3	≤ 0,5%	< 0,1%
 <b>RESISTENZA A FLESSIONE</b> FLEXURAL RESISTANCE		min./МИН 35 N/mm <sup>2</sup>	> 45 N/mm <sup>2</sup>
 <b>SFORZO DI ROTTURA</b> MODULUS OF RUPTURE	ISO 10545-4	<b>SPESSORE / THICKNESS</b> ≥ 7,5 mm: min. 1300N	6,5 mm 1800 N*
		<b>SPESSORE* / THICKNESS*</b> 10 mm	3000 N*
		<b>SPESSORE / THICKNESS</b> < 7,5 mm: min. 1300 N	20 mm 13000 N*
 <b>RESISTENZA ALL'ABRAZIONE PROFONDA</b> DEEP ABRASION RESISTANCE	ISO 10545-6	≤ 175 mm <sup>3</sup>	< 140 mm <sup>3</sup>
 <b>COEFFICIENTE DILATAZIONE TERMICA LINEARE (α)</b> LINEAR EXPANSION THERMIC COEFFICIENT	ISO 10545-8	METODO DISPONIBILE AVAILABLE ON REQUEST	≤ 7x10 <sup>-6</sup> °C <sup>-1</sup>
 <b>RESISTENZA AGLI SBALZI TERMICI</b> RESISTANCE TO SUDDEN TEMPERATURE CHANGES	ISO 10545-9	METODO DISPONIBILE AVAILABLE ON REQUEST	RESISTE RESISTANT
 <b>RESISTENZA AL GELO</b> FROST RESISTANCE	ISO 10545-12	RICHIESTA ALWAYS TESTED	RESISTE RESISTANT
 <b>PRODOTTI CHIMICI AD USO DOMESTICO ED ADDITIVI PER PISCINA</b> HOUSEHOLD CHEMICALS AND SWIMMING POOL WATER CLEANSERS		min. B МИН. B	min. B МИН. B
<b>ACIDI ED ALCALI A BASSA CONCENTRAZIONE</b> ACIDS AND LOW CONCENTRATION ALKALIS	ISO 10545-13	DA LA, LB A LC FROM LA, LB TO LC	DA LA, LB A LC FROM LA, LB TO LC
<b>ACIDI ED ALCALI AD ALTA CONCENTRAZIONE</b> ACIDS AND HIGH CONCENTRATION ALKALIS		METODO DISPONIBILE AVAILABLE ON REQUEST	METODO DISPONIBILE AVAILABLE ON REQUEST
 <b>RESISTENZA ALLE MACCHIE UGL</b> STAIN RESISTANCE UGL	ISO 10545-14	METODO DISPONIBILE AVAILABLE ON REQUEST	METODO DISPONIBILE AVAILABLE ON REQUEST
<b>RESISTENZA ALLE MACCHIE GL</b> STAIN RESISTANCE GL		min. 3 МИН. 3	min. 3 МИН. 3

\* VALORI RIFERITI AL FORMATO 60X60 / VALUES REFERRED TO 60X60 SIZE

## Simbologia Symbols

### INDICAZIONI D'USO INDICATIONS FOR USE



Pavimento  
Floor tiles



Rivestimento  
Wall tiles

### DESTINAZIONI D'USO SUGGESTED APPLICATIONS



Abitazioni  
Domestic purpose



Commerciale leggero  
Light commercial



Commerciale  
Commercial



Esterni  
Outdoor floor

### SUPERFICI SURFACES

Finitura  
Finish



Naturale  
Natural

Aspetto superficiale  
Surface look



Opaco  
Matt

Bordo  
Edge



Rettificato monocalibro  
Monocaliber, rectified

### STONALIZZAZIONE SHADE VARIATION



### SPESSORE THICKNESS



### CARATTERISTICHE DI VENDITA SALES CHARACTERISTICS



Imballo.  
Packaging.



Prodotto venduto al pezzo.  
Product sold per item.

Tutti i nostri prodotti, sia al mq che al pezzo, sono venduti unicamente a scatola completa.  
All our products are sold only in complete boxes, whether the unit of measure is per item or per square metre.