



VIBES 90G RM  
VIBES 69W ASRM



VIBES 90G RM  
VIBES 69W ASRM



VIBES 120G RM  
VIBES 12G RM



VIBES 120G RM  
VIBES 12G RM





VIBES 120DG RM  
VIBES 12DG RM  
MK.VIBES 30DG



VIBES DK 120W  
VIBES 9018W RM



VIBES DK 120W





VIBES 120BS RM  
VIBES R12BS RM






VIBES 9018B RM  
VIBES 69B ASRM



VIBES 9018B RM  
VIBES 69B ASRM



COLOR BODY PORCELAIN TILE / GRES PORCELLANATO COLORATO IN MASSA

CONFORME / ACCORDING TO  
UNI EN 14411 - G Bla

DG

G



VIBES DK 120DG  
120X120 - 48"X48"



120X120 - 48"X48"



60X120 - 24"x48"



90X180 - 36"x71"



90X90 - 36"x36"



VIBES 120DG RM

VIBES 12DG RM

VIBES 9018DG RM

VIBES 90DG RM



60X60 - 24"x24"



30X60 - 12"x24"



MK.VIBES 30DG




VIBES 60DG RM

VIBES 36DG RM

MK.VIBES 30DG



VIBES DK 120G  
120X120 - 48"X48"




120X120 - 48"X48"



60X120 - 24"x48"



90X180 - 36"x71"



90X90 - 36"x36"



VIBES 120G RM

VIBES 12G RM

VIBES 9018G RM

VIBES 90G RM



VIBES 60G RM



VIBES 36G RM



MK.VIBES 30G



VIBES 60G RM

VIBES 36G RM

MK.VIBES 30G


COLOR BODY PORCELAIN TILE / GRES PORCELLANATO COLORATO IN MASSA

CONFORME / ACCORDING TO  
UNI EN 14411 - G Bla

W



VIBES DK 120W  
120X120 - 48"X48"



120X120 - 48"X48"



60X120 - 24"x48"



90X180 - 36"x71"



90X90 - 36"x36"




VIBES 120W RM

VIBES 12W RM

VIBES 9018W RM

VIBES 90W RM



60X60 - 24"x24"



30X60 - 12"x24"



30X30 - 12"X12"



VIBES 60W RM


VIBES 36W RM

MK.VIBES 30W

B



VIBES DK 120B  
120X120 - 48"X48"




120X120 - 48"X48"



60X120 - 24"x48"



90X180 - 36"x71"



90X90 - 36"x36"



VIBES 120B RM

VIBES 12B RM

VIBES 9018B RM

VIBES 90B RM



60X60 - 24"x24"



30X60 - 12"x24"



30X30 - 12"X12"



VIBES 60B RM

VIBES 36B RM

MK.VIBES 30B

## BS




VIBES DK 120BS  
120X120 - 48"X48"



120X120 - 48"X48"



60X120 - 24"X48"



90X180 - 36"X71"



90X90 - 36"X36"



VIBES 120BS RM

VIBES 12BS RM

VIBES 9018BS RM

VIBES 90BS RM



60X60 - 24"X24"



30X60 - 12"X24"



30X30 - 12"X12"

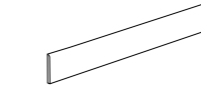


VIBES 60BS RM

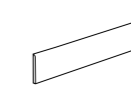
VIBES 36BS RM

MK.VIBES 30BS

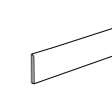
### PEZZI SPECIALI / SPECIAL PIECES



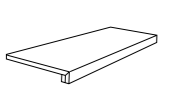
6X120-2.4"x48" △ 6



6X90-2.4"x36" △ 7



6X60-2.4"x24" △ 10



120X32,5-48"x12.8" △ 2

	VIBES BT120DG	VIBES BT90DG	VIBES BT60DG	VIBES G120DG
DG	VIBES BT120DG	VIBES BT90DG	VIBES BT60DG	VIBES G120DG
G	VIBES BT120G	VIBES BT90G	VIBES BT60G	VIBES G120G
W	VIBES BT120W	VIBES BT90W	VIBES BT60W	VIBES G120W
B	VIBES BT120B	VIBES BT90B	VIBES BT60B	VIBES G120B
BS	VIBES BT120BS	VIBES BT90BS	VIBES BT60BS	VIBES G120BS

### IMBALLI / PACKAGING

FORMATO NOMINALE NOMINAL SIZE	BORDO EDGE	SPESSORE THICKNESS	SCATOLA / BOX			PALLET		
			PZ/BOX PCS/BOX	MQ/BOX SM/BOX	KG/BOX KG/BOX	BOX/PALLET BOXES/PALLET	MQ/PALLET SM/PALLET	KG/PALLET KG/PALLET
120x120-48"x48"	RECTIFIED	10	1	1,44	34,00	36	51,84	1244,00
60x120-24"x48"	RECTIFIED	10	2	1,44	33,39	30	43,20	1021,55
60x60-24"x24"	RECTIFIED	10	3	1,08	25,00	40	43,20	1020,00
30x60-12"x24"	RECTIFIED	10	6	1,08	24,45	40	43,20	998,00
90x180-36"x71"	RECTIFIED	10	1	1,62	37,24	36	58,32	1360,64
90x90-36"x36"	RECTIFIED	10	2	1,62	37,20	22	35,64	838,40
30x30-12"x12" MOSAIC	MOSAIC	10	6	0,54	11,83	48	25,92	588,03

### CARATTERISTICHE TECNICHE SPECIFICHE / TECHNICAL FEATURES SPECIFICATIONS

VIBES	DIN 51130 (R)	DIN 51097 (A+B+C)	BCR REP. CEC 6/81		DM 14/6/89 N. 236		PENDULUM TEST BS (INGLESE)	PENDULUM TEST AS/NZS 4856:2004 (AUSTRALIANO)	PENDULUM TEST UNE ENV 12633:2003 (SPAGNOLO)	BOT 3000 (DCOF)
			G.A.	G.B.	C.A.	G.B.				
	R10	A	>0.4	>0.4	>0.4	>0.4	>36	>35	1	>0,42

Non poteva mancare per Imola, brand contemporaneo che soddisfa ogni esigenza di stile e di funzionalità, l'inserimento in gamma, per tutti i propri progetti best seller, di nuovi articoli per gli spazi esterni.

Una scelta in linea con le ultime esigenze dell'abitare e del gardening, ove al tradizionale gres porcellanato da esterno a spessore normale, la proposta si completa con l'alto spessore 20 mm e da nuovi pezzi speciali, diversificati, per specifici utilizzi.

La soluzione ideale per realizzare camminamenti, terrazze, patii e altre soluzioni progettuali nei pressi di giardini, cortili, piscine e altri contesti di outdoor design.

Sinonimo di alte performance tecniche, quali la durezza e le proprietà meccaniche, completamente privo di porosità e ingelivo, il 20 mm è un prodotto facilmente pulibile, solido, ecosostenibile, dallo stile dinamico e contemporaneo, disponibile in una gamma ampia e diversificata di soluzioni estetiche, di colori e di formati.

#### I VANTAGGI DEL 20 MM.

- \_ Monolitico.
- \_ Ecosostenibile.
- \_ Igienico.
- \_ Ignifugo.
- \_ Ingelivo.
- \_ Antiscivolo.
- \_ Resistente all'usura.
- \_ Resistente agli attacchi chimici.
- \_ Resistente ai carichi di rottura.
- \_ Resistente agli sbalzi termici.
- \_ Resistente alle macchie.
- \_ Inattaccabile da muffe e muschi.
- \_ Facile da pulire.
- \_ Facile da posare.
- \_ Facile da rimuovere.

A must for Imola, the modern brand that meets with every style and practicality requirement just had to add new items for outside areas to its range, for all its best seller projects.

A choice made in line with the latest living and gardening demands, where the traditional porcelain stoneware for outside use with a normal thickness is completed with the thicker 20 mm proposal and new special, diversified pieces for specific purposes.

The ideal solution for walkways, terraces, patios and other projects around gardens, courtyards, swimming pools and other outdoor design solutions.

Synonymous with high tech. performance such as being long lasting and its mechanical features, completely porosity-free and frost-proof, the 20 mm product can be cleaned easily, is solid, eco-sustainable with a dynamic, modern style, available in a vast and varying range of aesthetic solutions, colours and shapes.

#### ADVANTAGES OF THE 20 MM.

- \_ Monolithic.
- \_ Eco-sustainable.
- \_ Hygienic.
- \_ Fireproof.
- \_ Frost-proof.
- \_ Skid-proof.
- \_ Resistant to wear.
- \_ Resistant to chemical corrosion.
- \_ Resistant to tensile strength.
- \_ Resistant to sudden changes in temperature.
- \_ Stain resistant.
- \_ Resistant to mould and moss.
- \_ Easy to clean.
- \_ Easy to lay.
- \_ Easy to remove.



**OUTDOOR**  
**10 mm**  
**THICKNESS**  
**20 mm**





VIBES 90G RM  
VIBES 69W ASRM



VIBES 69W ASRM



# (((VIBES)))

COLOR BODY PORCELAIN TILE / GRES PORCELLANATO COLORATO IN MASSA

CONFORME / ACCORDING TO

UNI EN 14411 - G Bla



	10 mm		20 mm	
	60X120-24"x48"	60X60-24"x24"	60X90-24"x36"	60X60-24"x24"
DG	VIBES R12DG RM	VIBES R60DG RM	VIBES 69DG ASRM	VIBES 60DG ASRM
G	VIBES R12G RM	VIBES R60G RM	VIBES 69G ASRM	VIBES 60G ASRM
W	VIBES R12W RM	VIBES R60W RM	VIBES 69W ASRM	VIBES 60W ASRM
B	VIBES R12B RM	VIBES R60B RM	VIBES 69B ASRM	VIBES 60B ASRM
BS	VIBES R12BS RM	VIBES R60BS RM	VIBES 69BS ASRM	VIBES 60BS ASRM

## 10 PEZZI SPECIALI / SPECIAL PIECES

	ELEMENTO A ELLE - L-SHAPED 20x60x4-8"x24"x1.6" △ 6	STEP - STEP 30x60-12"x24" △ 8
DG	VIBES E R60DG	VIBES S R60DG
G	VIBES E R60G	VIBES S R60G
W	VIBES E R60W	VIBES S R60W
B	VIBES E R60B	VIBES S R60B
BS	VIBES E R60BS	VIBES S R60BS

## IMBALLI / PACKAGING

FORMATO NOMINALE NOMINAL SIZE	BORDO EDGE	SPESSORE THICKNESS	SCATOLA / BOX			PALLET		
			PZ/BOX PCS/BOX	MQ/BOX SM/BOX	KG/BOX KG/BOX	BOX/PALLET BOXES/PALLET	MQ/PALLET SM/PALLET	KG/PALLET KG/PALLET
60x120-24"x48"	RECTIFIED	10	2	1,44	33,39	30	43,20	1021,55
60x60-24"x24"	RECTIFIED	10	3	1,08	25,00	40	43,20	1020,00
60x90-24"x36"	RECTIFIED	20	1	0,54	24,90	50	27,00	1265,00
60x60-24"x24"	RECTIFIED	20	2	0,72	33,15	32	23,04	1080,80

## CARATTERISTICHE TECNICHE SPECIFICHE / TECHNICAL FEATURES SPECIFICATIONS

	DIN 51130 (R)	DIN 51097 (A+B+C)	BCR REP. CEC 6/81		DM 14/6/89 N. 236		PENDULUM TEST BS (INGLESE)	PENDULUM TEST AS/NZS 4856:2004 (AUSTRALIANO)	PENDULUM TEST UNE ENV 12633:2003 (SPAGNOLO)	BOT 3000 (DCOF) AVERAGE VALUE
			G.A.	G.B.	C.A.	G.B.				
VIBES RB	R11	B+C	>0.4	>0.4	>0.4	>0.4	>36	>45	3	>0,42
VIBES AS	R11	B+C	>0.4	>0.4	>0.4	>0.4	>36	>45	3	>0,42

## 20 PEZZI SPECIALI / SPECIAL PIECES

	SQUARE BORDER costa lucida SQUARE BORDER polished edge 60x60-24"x24" △ 2	GRADONE costa lucida TERRACE polished edge 33x60-13"x24" △ 2	GRADONE costa lucida TERRACE polished edge 33x90-13"x36" △ 2
DG	VIBES SB60DG AS	VIBES GR336DGAS	VIBES GR339DGAS
G	VIBES SB60G AS	VIBES GR336G AS	VIBES GR339G AS
W	VIBES SB60W AS	VIBES GR336W AS	VIBES GR339W AS
B	VIBES SB60B AS	VIBES GR336B AS	VIBES GR339B AS
BS	VIBES SB60BS AS	VIBES GR336BSAS	VIBES GR339BSAS

	ELEMENTO A ELLE L-SHAPED 30x60x5-12"x24"x2" △ 2	ELEMENTO A ELLE L-SHAPED 30x90x5-12"x36"x2" △ 2	ALZATA gocciolatoio RISE dripstone 20x60-8"x24" △ 4
DG	VIBES L 60DG AS	VIBES L 90DG AS	VIBES AZ60DGAS
G	VIBES L 60G AS	VIBES L 90G AS	VIBES AZ60G AS
W	VIBES L 60W AS	VIBES L 90W AS	VIBES AZ60W AS
B	VIBES L 60B AS	VIBES L 90B AS	VIBES AZ60B AS
BS	VIBES L 60BS AS	VIBES L 90BS AS	VIBES AZ60BSAS

	STEP righe costa lucida STEP stripes polished edge 30x60-12"x24" △ 2	TOP gocciolatoio coste lucide TOP dripstone polished edges 30x60-12"x24" △ 2	BORDO PISCINA costa lucida POOL EDGE polished edge 30x60-12"x24" △ 2	GRIGLIA PISCINA POOL GRILLE 20x60-8"x24" △ 2
DG	VIBES S 60DGAS	VIBES TOP60DGAS	VIBES BP60DGAS	VIBES GP60DGAS
G	VIBES S 60G AS	VIBES TOP60G AS	VIBES BP60G AS	VIBES GP60G AS
W	VIBES S 60W AS	VIBES TOP60W AS	VIBES BP60W AS	VIBES GP60W AS
B	VIBES S 60B AS	VIBES TOP60B AS	VIBES BP60B AS	VIBES GP60B AS
BS	VIBES S 60BSAS	VIBES TOP60BSAS	VIBES BP60BSAS	VIBES GP60BSAS

Angolari DX e SX disponibili a richiesta. / RH and LH angle bracket available on request.










I pezzi speciali ed i fondi possono presentare leggere differenze di tonalità fra di loro. / Special pieces and backgrounds can have slightly different shades from one another.

Il bordo può mostrare una piccola diversità cromatica fra la superficie ed il corpo del pezzo ceramico. / There can be a slight colour difference on the edge between the surface and the main ceramic piece.

# Caratteristiche Tecniche Gres Porcellanato

## Technical Specifications Porcelain Stoneware

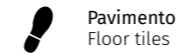
CONFORME / ACCORDING TO  
UNI EN 14411 - G Bla

CARATTERISTICA Specification	METODO DI PROVA Test methods	REQUISITI PREVISTI DALLA NORMA Requirements in accordance to the standards	VALORE MEDIO Average value
 <b>DIMENSIONI E ASPETTO</b> DIMENSIONS AND APPEARANCE	ISO 10545-2	PROSPETTO G.1 PROSPECT G.1	CONFORME COMPLIANT
 <b>ASSORBIMENTO D'ACQUA</b> WATER ABSORPTION	ISO 10545-3	≤0,5%	<0,1%
 <b>RESISTENZA A FLESSIONE</b> FLEXURAL RESISTANCE		min./МИН 35 N/mm <sup>2</sup>	>45 N/mm <sup>2</sup>
<b>SFORZO DI ROTTURA</b> MODULUS OF RUPTURE	ISO 10545-4	<b>SPESSORE / THICKNESS</b> ≥7,5 mm: min. 1300N	6,5 mm 1800 N* <b>SPESSORE* THICKNESS*</b> 10 mm 3000 N*
		<b>SPESSORE / THICKNESS</b> <7,5 mm: min. 1300 N	20 mm 13000 N*
 <b>RESISTENZA ALL'ABRAZIONE PROFONDA</b> DEEP ABRASION RESISTANCE	ISO 10545-6	≤175 mm <sup>3</sup>	<140 mm <sup>3</sup>
 <b>COEFFICIENTE DILATAZIONE TERMICA LINEARE (α)</b> LINEAR EXPANSION THERMIC COEFFICIENT	ISO 10545-8	METODO DISPONIBILE AVAILABLE ON REQUEST	≤ 7x10 <sup>-6</sup> °C <sup>-1</sup>
 <b>RESISTENZA AGLI SBALZI TERMICI</b> RESISTANCE TO SUDDEN TEMPERATURE CHANGES	ISO 10545-9	METODO DISPONIBILE AVAILABLE ON REQUEST	RESISTE RESISTANT
 <b>RESISTENZA AL GELO</b> FROST RESISTANCE	ISO 10545-12	RICHIESTA ALWAYS TESTED	RESISTE RESISTANT
 <b>PRODOTTI CHIMICI AD USO DOMESTICO ED ADDITIVI PER PISCINA</b> HOUSEHOLD CHEMICALS AND SWIMMING POOL WATER CLEANSERS		min. B МИН. B	min. B МИН. B
<b>ACIDI ED ALCALI A BASSA CONCENTRAZIONE</b> ACIDS AND LOW CONCENTRATION ALKALIS	ISO 10545-13	DA LA, LB A LC FROM LA, LB TO LC	DA LA, LB A LC FROM LA, LB TO LC
<b>ACIDI ED ALCALI AD ALTA CONCENTRAZIONE</b> ACIDS AND HIGH CONCENTRATION ALKALIS		METODO DISPONIBILE AVAILABLE ON REQUEST	METODO DISPONIBILE AVAILABLE ON REQUEST
 <b>RESISTENZA ALLE MACCHIE UGL</b> STAIN RESISTANCE UGL		METODO DISPONIBILE AVAILABLE ON REQUEST	METODO DISPONIBILE AVAILABLE ON REQUEST
	ISO 10545-14		
<b>RESISTENZA ALLE MACCHIE GL</b> STAIN RESISTANCE GL		min. 3 МИН. 3	min. 3 МИН. 3

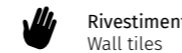
\* VALORI RIFERITI AL FORMATO 60X60 / VALUES REFERRED TO 60X60 SIZE

## Symbologia Symbols

### INDICAZIONI D'USO INDICATIONS FOR USE

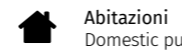


Pavimento  
Floor tiles

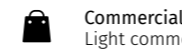


Rivestimento  
Wall tiles

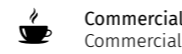
### DESTINAZIONI D'USO SUGGESTED APPLICATIONS



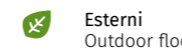
Abitazioni  
Domestic purpose



Commerciale leggero  
Light commercial



Commerciale  
Commercial



Esterni  
Outdoor floor

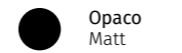
### SUPERFICI SURFACES

Finitura  
Finish



Naturale  
Natural

Aspetto superficiale  
Surface look



Opaco  
Matt

Bordo  
Edge

**RM**  
Rettificato monocalibro  
Monocaliber, rectified


### STONALIZZAZIONE SHADE VARIATION


**V2**

### SPESSORE THICKNESS

10 20

### CARATTERISTICHE DI VENDITA SALES CHARACTERISTICS

 Imballo.  
Packaging.

 Prodotto venduto al pezzo.  
Product sold per item.

Tutti i nostri prodotti, sia al mq che al pezzo, sono venduti unicamente a scatola completa.  
All our products are sold only in complete boxes, whether the unit of measure is per item or per square metre.