

WOOD



GRES PORCELLANATO

PORCELAIN TILE / GRÉS CÉRAMIÉ / FEINSTEINZEUG
GRES PORCELANATO / КЕРАМОГРАНИТ / 瓷质砖

ISO 13006 - G - B1a GL (E ≤ 0.5%) UNI EN 14411 - G



FORMATI

SIZES / FORMATS / FORMATE / FORMATOS / ФОРМАТЫ / 规格



18.5x100
6.5"x40"

SUPERFICI

SURFACES / SURFACES / OBERFLÄCHEN / SUPERFÍCIES / ПОВЕРХНОСТИ / 表面



ST N ○

ST N ○ ⊗

COLORI

COLOURS / COULEURS / FARBEN / COLORES / ЦВЕТА / 颜色



WOOD

GRES PORCELLANATO
 PORCELAIN TILE / GRES CERAMIC / FEINSTEINZEUG
 GRES PORCELANICO / KEPAKMO PAHMT / 瓷 质 砖



A



R



T



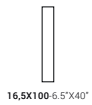
CE




L.WOOD 3D A
24X100-9.4"X40"



VOYAGES A MIX
16,5X16,5-6.5"X6.5"



16,5X100-6.5"X40"



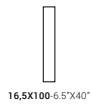
WOOD 161A
WOOD R161A



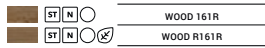
L.WOOD 3D R
24X100-9.4"X40"



VOYAGES R MIX
16,5X16,5-6.5"X6.5"



16,5X100-6.5"X40"



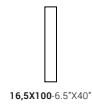
WOOD 161R
WOOD R161R



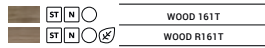
L.WOOD 3D T
24X100-9.4"X40"



VOYAGES T MIX
16,5X16,5-6.5"X6.5"



16,5X100-6.5"X40"



WOOD 161T
WOOD R161T



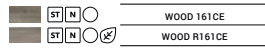
L.WOOD 3D CE
24X100-9.4"X40"



VOYAGES CE MIX
16,5X16,5-6.5"X6.5"



16,5X100-6.5"X40"



WOOD 161CE
WOOD R161CE

WOOD

GRES PORCELLANATO
 PORCELAIN TILE / GRES CERAMIC / FEINSTEINZEUG
 GRES PORCELANICO / КЕРАМИЧЕСКАЯ ПЛИТКА / 瓷磚



W



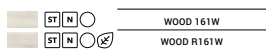
L.WOOD 3D W
 24X100-9.4"X40"



VOYAGES W MIX
 16,5X16,5-6.5"X6.5"



16,5X100-6.5"X40"



WOOD 161W

WOOD R161W



G



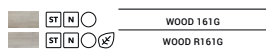
L.WOOD 3D G
 24X100-9.4"X40"



VOYAGES G MIX
 16,5X16,5-6.5"X6.5"



16,5X100-6.5"X40"



WOOD 161G

WOOD R161G



V



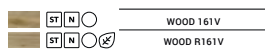
L.WOOD 3D V
 24X100-9.4"X40"



VOYAGES V MIX
 16,5X16,5-6.5"X6.5"



16,5X100-6.5"X40"



WOOD 161V

WOOD R161V

WOOD

GRES PORCELLANATO
 PORCELAIN TILE / GRES CERAMIC / FEINSTEINZEUG
 GRES PORCELANICO / КЕРАМИЧЕСКИЙ ПАНЕЛЬ / 瓷质砖

PEZZI SPECIALI

SPECIAL PEZZES / PEZES SPECIALES / SONDERPEISE
 PEZAS ESPECIALES / СПЕЦИАЛЬНЫЕ ОТДЕМЕНТА / 特殊件



A	WOOD BT 50A	WOOD BT 100A	WOOD KIT A
R	WOOD BT 50R	WOOD BT 100R	WOOD KIT R
T	WOOD BT 50T	WOOD BT 100T	WOOD KIT T
CE	WOOD BT 50CE	WOOD BT 100CE	WOOD KIT CE
W	WOOD BT 50W	WOOD BT 100W	WOOD KIT W
G	WOOD BT 50G	WOOD BT 100G	WOOD KIT G
V	WOOD BT 50V	WOOD BT 100V	WOOD KIT V

CARATTERISTICHE TECNICHE SPECIFICHE

TECHNICAL FEATURES SPECIFICATIONS / CARACTERISTIQUES TECHNIQUES SPECIFIQUES / TECHNISCHE EIGENSCHAFTEN
 CARACTERÍSTICAS TÉCNICAS ESPECÍFICAS / ТРЕБОВАНИЯ ТЕХНИЧЕСКИЕ ХАРАКТЕРИСТИКИ / 特殊技术规范

	DIN 51130 (R)	DIN 51097 (A+B+C)	BCR REF CEC 6/81		DM 1446/89 N. 236		PENDULUM TEST BS (INGLESE)	PENDULUM TEST AS/NZS 4856:2004 (AUSTRALIANO)	PENDULUM TEST UNE ENV 12633:2003 (SPAGNOLO)	BOT 3000 (DOPP)
			G.A.	G.B.	C.A.	G.B.				
WOOD	R10	A	>0.4	>0.4	>0.4	>0.4	>25	-	1	0.59
WOOD R	R11	B+C	>0.4	>0.4	>0.4	>0.4	>36	>54	2	0.70

