





___ MANGO



20x120
8"x48"



15x120
6"x48"

MANGO 2012

MANGO 1512


LP MANGO 2012LP

MANGO 1512LP

ST MANGO R2012



NOCE ___



20x120
8"x48"



15x120
6"x48"

NOCE 2012

NOCE 1512


LP NOCE 2012LP

NOCE 1512LP


ST NOCE R2012



MORADO



20x120
8"x48"



15x120
6"x48"

MORADO 2012

MORADO 1512


LP MORADO 2012LP

MORADO 1512LP


ST MORADO R2012



OLMO



20x120
8"x48"



15x120
6"x48"

OLMO 2012

OLMO 1512




LP OLMO 2012LP

OLMO 1512LP

ST OLMO R2012



MANGO NOCE MORADO OLMO WENGE

9,5x120 3.7"x48"		△	MANGO BT120	NOCE BT120	MORADO BT120	OLMO BT120	WENGE BT120
			LP 	MANGO BT120L	NOCE BT120LP	MORADO BT120LP	OLMO BT120LP
120x32,5 48"x12.8"		△	MANGO G120	NOCE G120	MORADO G120	OLMO G120	WENGE G120

WENGE

CARATTERISTICHE TECNICHE SPECIFICHE

TECHNICAL FEATURES SPECIFICATIONS / CARACTÉRISTIQUES TECHNIQUES SPÉCIFIQUE / TECHNISCHE EIGENSCHAFTEN
 CARACTERÍSTICAS TÉCNICAS ESPECÍFICAS / ТРЕБУЕМЫЕ ТЕХНИЧЕСКИЕ ХАРАКТЕРИСТИКИ / 特殊技术规格



20x120
8"x48"

15x120
6"x48"

WENGE 2012 WENGE 1512

WENGE 2012LP WENGE 1512LP

WENGE R2012



	DIN 51130 (R)	DIN 51097 (A+B+C)	BCR REP. CEC 6/81		DM 14/6/89 N. 236		PENDULUM TEST BS (INGLESE)	PENDULUM TEST AS/NZS 4856:2004 (AUSTRALIANO)	PENDULUM TEST UNE ENV 12633:2003 (SPAGNOLO)	BOT 3000 (DCOF)
			g.a.	g.b.	c.a.	g.b.				
LE ESSENZE	R10	A	>0,4	>0,4	>0,4	>0,4	>36	>35	1	0,65
LE ESSENZE R	R11	B+C	>0,4	>0,4	>0,4	>0,4	>36	>35	2	0,70