

TIFFANY



WHITE



GREY



DARK



BEIGE




BROWN



GRES PORCELLANATO SMALTATO - GLAZED PORCELAIN STONWARE - GRES CERAME EMAILLE GLASIERTES FEINSTEINZEUG - GRES PORCELÁNICO ESMALTADO - ГЛАЗУРОВАННЫЙ КЕРАМОГРАНИТ

15x61 DA PRESSA 6"x24" MOULDED



15x61 (6"x24")



TIFFANY BROWN



TIFFANY
WHITE

TIFFANY

WHITE

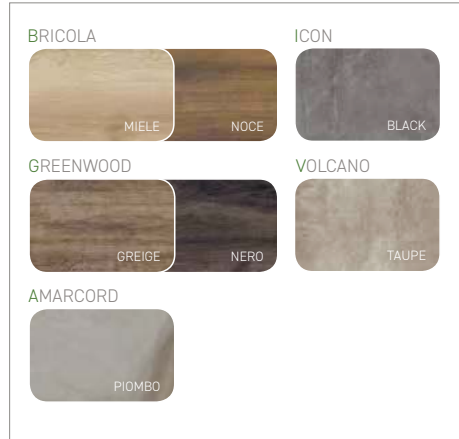


J87344 15x61 (6"x24")



J87349 Angolo Esterno
20x10x15 (8"x4"x6")

J87354 Angolo Interno
20x10x15 (8"x4"x6")



ABBINAMENTI SUGGERITI / SUGGESTED MATCHINGS
COMBINAISON CONSEILLE / KOMBINATIONSVORSCHLÄGE
ПРЕДЛАГАЕМЫЕ СОЧЕТАНИЯ



DARK




J87342 15x61 (6"x24")



J87347 Angolo Esterno
20x10x15 (8"x4"x6")

J87352 Angolo Interno
20x10x15 (8"x4"x6")



ABBINAMENTI SUGGERITI / SUGGESTED MATCHINGS
COMBINAISON CONSEILLE / KOMBINATIONSVORSCHLÄGE
ПРЕДЛАГАЕМЫЕ СОЧЕТАНИЯ

GREY

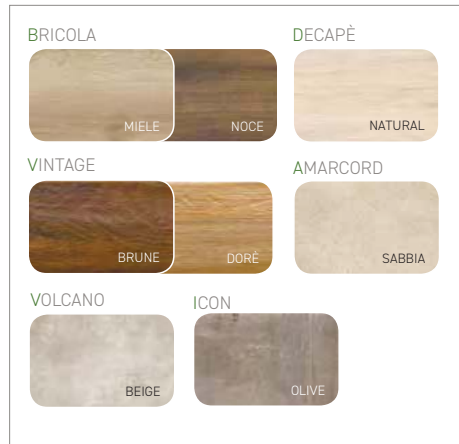


J87343 15x61 (6"x24")



J87348 Angolo Esterno
20x10x15 (8"x4"x6")

J87353 Angolo Interno
20x10x15 (8"x4"x6")



ABBINAMENTI SUGGERITI / SUGGESTED MATCHINGS
COMBINAISON CONSEILLE / KOMBINATIONSVORSCHLÄGE
ПРЕДЛАГАЕМЫЕ СОЧЕТАНИЯ

BEIGE




J87340 15x61 (6"x24")



J87345 Angolo Esterno
20x10x15 (8"x4"x6")

J87350 Angolo Interno
20x10x15 (8"x4"x6")



ABBINAMENTI SUGGERITI / SUGGESTED MATCHINGS
COMBINAISON CONSEILLE / KOMBINATIONSVORSCHLÄGE
ПРЕДЛАГАЕМЫЕ СОЧЕТАНИЯ



TIFFANY
GREY


SVILUPPO
GRAFICO
PATTERNS

215
15x61

GRAFICHE DIVERSE
DIFFERENT PATTERNS
DIFFÉRENTS MOTIFS
VERSCHIEDENE MUSTER
РАЗЛИЧНЫЕ УЗОРЫ

4

TAMPONI DIVERSI
DIFFERENT MOULDS
DIFFÉRENTS MOULES
VERSCHIEDENEN FORMEN
РАЗЛИЧНЫЕ ФОРМЫ



GREY

BROWN



J87341 15x61 (6"x24")



J87346 Angolo Esterno
20x10x15 (8"x4"x6")




J87351 Angolo Interno
20x10x15 (8"x4"x6")

BRICOLA



GREENWOOD



ICON




AMARCORD



EVER



VOLCANO



	15x61 (6"x24")	Angolo esterno 20x10x15 (8"x4"x6")	Angolo interno 20x10x15 (8"x4"x6")
	J87344	J87349	J87354
	J87343	J87348	J87353
	J87342	J87347	J87352
	J87340	J87345	J87350
	J87341	J87346	J87351

FORMATO - SIZE - FORMAT FORMAT - FORMATO - ФОРМАТ	SPESS. THICKN.	PZ/BOX	M ² /BOX ML/BOX	KG/M ²	BOX/ PALLET	M ² /PALLET ML/PALLET	KG/ PALLET	EURO < 1 PALLET	EURO ≥ 1 PALLET
15x61 (6"x24")	7-11 mm	11	1,02	17,73	48	48,96	868,3	51,60 m ²	43,00 m ²
Angolo Esterno Incollato 20x10x15 (8"x4"x6")		6						17,90	pz/pce
Angolo Interno Incollato 20x10x15 (8"x4"x6")		6						20,00	pz/pce

Contributo spese imballo € 10,00/pal (netto). - Packing charges € 10,00/pal (net)